

ANNUAL RETURN  
 UNITED FRIENDLY SOCIETIES DISPENSARY  
 & WORKING MEN'S CLUB  
 Friendly Societies and Credit Unions Act 1982



\*10057736086\*

This Return is to be completed and sent within three months of the end of the financial year to the Registrar of Friendly Societies and Credit Unions, Private Bag 92061, Auckland Mail Centre.

The purpose of the Return is to obtain up-to-date information, and to present certain details in a consistent manner for all dispensaries/clubs registered under the Act, for ease of analysis. It is also used to compile overall statistics. Please complete all sections. This Return may be typed or neatly handwritten.

Organisation Number:

1803038

Name of Dispensary/Club:

CHRISTCHURCH HARKING MENS CLUB & M.S.A.

Registered Office:

818 COLOMBO STREET, CHRISTCHURCH.

Postal Address:

P.O. Box 13425 REMACH CHRISTCHURCH

Financial Year Ended (DD/MM/YYYY):

31.03.2009

**NAMES AND ADDRESSES OF OFFICERS** (as at the date of the Return; continue of separate sheet if necessary).

|                         | Name          | Residential Address                |
|-------------------------|---------------|------------------------------------|
| Committee of Management | D. SHERBURD   | 8/337 REMACH STREET CHRISTCHURCH   |
|                         | J. WHITE      | 440. ROSE STREET CHRISTCHURCH      |
|                         | R. YATES      | 30 HUXLEY STREET CHRISTCHURCH      |
|                         |               |                                    |
|                         |               | NATIONAL PROCESSING CENTRE         |
|                         |               | - 2 JUL 2009                       |
|                         |               | RECEIVED                           |
| Trustees                | Z. BOUAY      | 1/13 HOSPINGS STREET CHRISTCHURCH  |
|                         | H. WHITE      | 2/60 TANDERVILLI ROAD CHRISTCHURCH |
|                         | C. FIORI B.H. | 254 KILMORE STREET CHRISTCHURCH    |
| Secretary               | B. HOGG       | 11/403 INNES ROAD CHRISTCHURCH     |
| Treasurer               | B. FLYGEL     | 281/6 FITZGERALD AVE CHCH          |

**MEMBERSHIP**

Total number of members at beginning of year

722

Number who joined during year


25

Number who left during year

33

Total number of members at end of year

714



# STATEMENT OF FINANCIAL POSITION

## ("BALANCE SHEET")

**ASSETS**

(Whole dollars only)  
\$

|  |         |
|--|---------|
| Land and buildings                       |         |
| Term deposits & cash investments         | 615,986 |
| Bank accounts & cash on hand             | 38,570  |
| Furniture, fittings & other fixed assets | 193,205 |
| Stock / Inventories                      | 12,204  |
| Sundry debtors / Accounts receivable     | 1,348.  |
| Other assets (specify significant items) |         |
| TPS BOND                                 | 10,000  |
|  |         |
|  |         |

615,986

871,313

Total Assets \$ 871,313.00

**7 LIABILITIES & MEMBERS EQUITY**

|  |         |
|--|---------|
| Capital / Accumulated funds                            | 800,066 |
| PAYE/GST/Tax payable                                   | 626     |
| Sundry creditors / Accounts payable                    | 22,639  |
| Bank loans / Overdraft                                 | —       |
| Other liabilities (if any - specify significant items) |         |
| ACCUMULATED HOLIDAY PAY                                | 23,231  |
| SECTION FUNDS  | 3,751   |
| MEMBER DEPOSITS  | 21,000  |

871,313



Total Liabilities & Equity \$ 871,313.00 (B)

**NOTE: TOTALS (A) & (B) MUST BE IDENTICAL**


We hereby certify that this Return is in accordance with the audited financial statements of the dispensary/club.


A copy of the annual financial statements and auditor's report are enclosed.

Fee enclosed \$ 200.00

  
 \_\_\_\_\_ Secretary  
  
 \_\_\_\_\_ Treasurer

Date 27.06.09






# **CHRISTCHURCH WORKINGMENS CLUB & MSA**

**One Hundred & Twenty Ninth Annual Report & Balance Sheet**

**Year Ending 31 March 2009**

**ANNUAL GENERAL MEETING AT THE CLUB PREMISES  
SATURDAY 20<sup>TH</sup> JUNE 2009 AT 11.00AM**

**Private and confidential for members only**



**OFFICERS AND COMMITTEE 2008/2009**

***PRESIDENT***

**Andrew Sherburd**

***VICE PRESIDENT***

**Theo Schaapsmeeders**

***TREASURER***

**Bruce Flyger**

***TRUSTEES***

**Ian Drury**

**Bill White**

**Charlie Fiveash**

***EXECUTIVE COMMITTEE***

**Gary Moore  
Doug Whitla**

**Roger Yates  
Charmain Hubbard**

**Ivan Jordan  
Doug Walker**

***SOLICITORS***

**Helmore Ayers**

***AUDITORS***

**Ashton, Wheelans and Hegan**

***MEETING ATTENDANCE***

**13 Andrew Sherburd, Bruce Flyger, Bill White, Charlie Fiveash, Gary Moore, Ivan Jordan, Doug Whitla, Charmain Hubbard.**

**12 Theo Schaapsmeeders, Ian Drury, Roger Yates, Doug Walker.**

## **Presidents Report 2008/2009**

Firstly I apologise for the delay with the AGM this year. Given the substantial loss the Club has taken last year, our auditors decided last minute to bring our balance sheet to actual to give us all a clearer picture of where we are at. You will note looking through the financials that our deficit for 2007/2008 is close to 800k. This can mainly be attributed to the significant write down of our assets. In cash terms our deficit is a little over 300k. Albeit this is clearly concerning to us we do need to take into account that we had some major one off costs for the year. For example the cost of our gaming machines and associated costs was approximately 200k. Irrespective of this, the bottom line leaves us in some trouble and our future as a Club potentially in jeopardy. It is my promise to the members that this year's executive will do everything possible to turn last year's results around. A business plan is being drafted and changes will be made to ensure we remain viable long into the future.

Andrew Sherburd  
President

**CHRISTCHURCH WORKING MEN'S  
CLUB & MSA**

**FINANCIAL STATEMENTS**  
FOR THE YEAR ENDED 31 MARCH 2009

# CHRISTCHURCH WORKING MEN'S CLUB & MSA

## CONTENTS

- 1 Business Directory
- 2 Statement of Financial Position
- 3 Statement of Movements in Club Funds
- 4 Statement of Financial Performance
- 8 Notes to Financial Statements
- 11 Fixed Asset and Depreciation Schedule
- 13 Auditor's Report

# CHRISTCHURCH WORKING MEN'S CLUB & MSA

## BUSINESS DIRECTORY

AS AT 31 MARCH 2009

---

**Nature of Business** Working Men's Club

**Address** 818 Colombo Street  
Christchurch

**Telephone** 03 366 0289

**IRD Number** 010-418-739

**Incorporated Society**

**No.** 1803038

**President** A Sherburd  
**Vice President** T Schaapsmeeders  
**Treasurer** B Fryger  
**Secretary** B Hogg

**Auditors** Ashton Wheelans and Hegan  
Chartered Accountants  
4th Floor  
127 Armagh Street  
Christchurch

**Bankers** Bank of New Zealand

ASHTON  
WHEELANS  
& HEGAN

# CHRISTCHURCH WORKING MEN'S CLUB & MSA

## STATEMENT OF FINANCIAL POSITION

AS AT 31 MARCH 2009

|                                      | Note | 2009<br>\$     | 2008<br>\$       |
|--------------------------------------|------|----------------|------------------|
| <b>ASSETS</b>                        |      |                |                  |
| <b>Current Assets</b>                |      |                |                  |
| Cash on Hand                         |      | 19,755         | 7,227            |
| BNZ - Cheque Account                 |      | 4,461          | 31,258           |
| BNZ - Gaming Account                 |      | 14,354         | 1,995            |
| Sundry Debtors                       |      | 1,348          | 6,003            |
| TAB Bond                             |      | 10,000         | 10,000           |
| GST Receivable                       |      | -              | 376              |
| Stock on Hand                        |      | 12,204         | 10,737           |
| Investments                          | 2    | 500,000        | 900,000          |
| <b>Total Current Assets</b>          |      | <b>562,122</b> | <b>967,596</b>   |
| <b>Non-Current Assets</b>            |      |                |                  |
| Fixed Assets                         | 3    | 193,205        | 502,385          |
| Investments                          | 4    | 115,986        | 118,282          |
| <b>Total Non-Current Assets</b>      |      | <b>309,191</b> | <b>620,667</b>   |
| <b>TOTAL ASSETS</b>                  |      | <b>871,313</b> | <b>1,588,263</b> |
| <b>LIABILITIES</b>                   |      |                |                  |
| <b>Current Liabilities</b>           |      |                |                  |
| Sundry Creditors                     |      | 22,639         | 15,739           |
| Employee Entitlements                |      | 23,231         | 16,838           |
| GST Payable                          |      | 626            | -                |
| <b>Total Current Liabilities</b>     |      | <b>46,496</b>  | <b>32,577</b>    |
| <b>Non-Current Liabilities</b>       |      |                |                  |
| Section Accounts                     | 5    | 3,751          | 10,792           |
| Provisions                           | 6    | 21,000         | 21,000           |
| <b>Total Non-Current Liabilities</b> |      | <b>24,751</b>  | <b>31,792</b>    |
| <b>TOTAL LIABILITIES</b>             |      | <b>71,247</b>  | <b>64,369</b>    |
| <b>NET ASSETS</b>                    |      | <b>800,066</b> | <b>1,523,894</b> |
| <b>CLUB FUNDS</b>                    |      |                |                  |
| Retained Earnings                    |      | 800,066        | 1,523,894        |
| <b>TOTAL CLUB FUNDS</b>              |      | <b>800,066</b> | <b>1,523,894</b> |

For and on behalf of the Christchurch Working Men's Club & MSA dated 17 June 2009

\_\_\_\_\_  
President

\_\_\_\_\_  
Treasurer

The above Statement should be read in conjunction with the accompanying notes and Auditors' Report.

# CHRISTCHURCH WORKING MEN'S CLUB & MSA

## STATEMENT OF MOVEMENTS IN CLUB FUNDS

FOR THE YEAR ENDED 31 MARCH 2009

|                                     | 2009                  | 2008                    |
|-------------------------------------|-----------------------|-------------------------|
|                                     | \$                    | \$                      |
| CLUB FUNDS AT BEGINNING OF THE YEAR | <u>1,523,894</u>      | <u>1,780,712</u>        |
| SURPLUS/LOSS AND REVALUATIONS       |                       |                         |
| Net Operating Loss for the year     | (723,828)             | (256,818)               |
| CLUB FUNDS AT END OF THE YEAR       | <u><u>800,066</u></u> | <u><u>1,523,894</u></u> |

The above Statement should be read in conjunction with the accompanying notes and Auditors' Report.

# CHRISTCHURCH WORKING MEN'S CLUB & MSA

## STATEMENT OF FINANCIAL PERFORMANCE

FOR THE YEAR ENDED 31 MARCH, 2009

|                                  | Note | 2009<br>\$      | 2008<br>\$      |
|----------------------------------|------|-----------------|-----------------|
| <b>RESTAURANT</b>                |      |                 |                 |
| Restaurant Sales                 |      | 38,965          | 37,283          |
| <b>Total Operating Income</b>    |      | <b>38,965</b>   | <b>37,283</b>   |
| <b>Less: Cost of Goods Sold</b>  |      |                 |                 |
| Restaurant Purchases             |      | 22,341          | 19,900          |
| Wages                            |      | 31,136          | 28,492          |
|                                  |      | <u>53,477</u>   | <u>48,392</u>   |
| <b>Total Cost of Goods Sold</b>  |      | <b>53,477</b>   | <b>48,392</b>   |
| <b>Gross Profit from Trading</b> |      | <b>(14,512)</b> | <b>(11,109)</b> |
| <b>LOUNGE / CLUB BAR</b>         |      |                 |                 |
| Bar Sales                        |      | 311,165         | 299,829         |
| <b>Total Operating Income</b>    |      | <b>311,165</b>  | <b>299,829</b>  |
| <b>Less: Cost of Goods Sold</b>  |      |                 |                 |
| Bar Opening Stock                |      | 10,737          | 9,643           |
| Bar Purchases                    |      | 156,740         | 140,388         |
| Wages                            |      | 95,452          | 81,710          |
|                                  |      | <u>262,929</u>  | <u>231,741</u>  |
| Less: Closing Stock              |      | 12,204          | 10,737          |
|                                  |      | <u>12,204</u>   | <u>10,737</u>   |
| <b>Total Cost of Goods Sold</b>  |      | <b>250,725</b>  | <b>221,004</b>  |
| <b>Gross Profit from Trading</b> |      | <b>60,440</b>   | <b>78,824</b>   |
| <b>GAMING MACHINES</b>           |      |                 |                 |
| Machine Receipts                 |      | 85,258          | -               |
| <b>Total Operating Income</b>    |      | <b>85,258</b>   | <b>-</b>        |
| <b>Less: Cost of Goods Sold</b>  |      |                 |                 |
| Gaming Machine Duty              |      | 20,707          | -               |
| Depreciation                     |      | 22,583          | -               |
| Loss on Disposal of Fixed Assets |      | 4,762           | -               |
| Service Contracts / Repairs      |      | 4,559           | -               |
| Coin Machine Expenses            |      | 5,453           | 133             |
| Licence Fees                     |      | 7,810           | 483             |
| Gaming Software                  | 3    | 112,325         | -               |
|                                  |      | <u>178,199</u>  | <u>616</u>      |
| <b>Total Cost of Goods Sold</b>  |      | <b>178,199</b>  | <b>616</b>      |
| <b>Gross Profit from Trading</b> |      | <b>(92,941)</b> | <b>(616)</b>    |

The above Statement should be read in conjunction with the accompanying notes and Auditors' Report.

# CHRISTCHURCH WORKING MEN'S CLUB & MSA

## STATEMENT OF FINANCIAL PERFORMANCE

FOR THE YEAR ENDED 31 MARCH 2009 (continued)

|                                  | 2009     | 2008     |
|----------------------------------|----------|----------|
|                                  | \$       | \$       |
| <b>RAFFLES</b>                   |          |          |
| Raffle Sales                     | 8,244    | 8,383    |
| <b>Total Operating Income</b>    | 8,244    | 8,383    |
| <b>Less: Cost of Goods Sold</b>  |          |          |
| Raffle Prizes & Expenses         | 2,462    | 2,133    |
|                                  | 2,462    | 2,133    |
| <b>Total Cost of Goods Sold</b>  | 2,462    | 2,133    |
| <b>Gross Profit from Trading</b> | 5,782    | 6,250    |
| <br>                             |          |          |
| <b>TAB Sales</b>                 |          |          |
| TAB Sales                        | 17,155   | 20,823   |
| <b>Total Operating Income</b>    | 17,155   | 20,823   |
| <b>Less: Cost of Goods Sold</b>  |          |          |
| Wages                            | 67,313   | 59,939   |
|                                  | 67,313   | 59,939   |
| <b>Total Cost of Goods Sold</b>  | 67,313   | 59,939   |
| <b>Gross Profit from Trading</b> | (50,158) | (39,116) |
| <br>                             |          |          |
| <b>SPECIAL EVENTS</b>            |          |          |
| Texas Holdem Poker               | 27,202   | 13,788   |
| <b>Total Operating Income</b>    | 27,202   | 13,788   |
| <b>Less: Cost of Goods Sold</b>  |          |          |
| Texas Holdem Poker               | 34,594   | 24,259   |
|                                  | 34,594   | 24,259   |
| <b>Total Cost of Goods Sold</b>  | 34,594   | 24,259   |
| <b>Gross Profit from Trading</b> | (7,392)  | (10,471) |

The above Statement should be read in conjunction with the accompanying notes and Auditors' Report.

# CHRISTCHURCH WORKING MEN'S CLUB & MSA

## STATEMENT OF FINANCIAL PERFORMANCE

FOR THE YEAR ENDED 31 MARCH 2009 (continued)

|                                   | 2009            | 2008           |
|-----------------------------------|-----------------|----------------|
|                                   | \$              | \$             |
| <b>GROSS PROFIT SUMMARY</b>       |                 |                |
| RESTAURANT                        | (14,511)        | (11,110)       |
| LOUNGE / CLUB BAR                 | 60,440          | 78,824         |
| GAMING MACHINES                   | (92,941)        | (616)          |
| RAFFLES                           | 5,782           | 6,250          |
| TAB SALES                         | (50,158)        | (39,116)       |
| SPECIAL EVENTS                    | (7,392)         | (10,471)       |
|                                   | <u>(98,780)</u> | <u>23,761</u>  |
| <b>Other Income</b>               |                 |                |
| Interest Received                 | 46,658          | 79,956         |
| Subscriptions Received            | 4,759           | 5,138          |
| Sundry Income                     | 1,377           | 648            |
| Edgeware Bowling Club             | 575             | 660            |
|                                   | <u>(45,411)</u> | <u>110,163</u> |
| <b>Total Income</b>               |                 |                |
|                                   | (45,411)        | 110,163        |
| <b>Less: Expenses</b>             |                 |                |
| Accountancy Fees                  | 2,870           | 3,512          |
| Advertising                       | 25,546          | 14,225         |
| Affiliation & Conference Expenses | 3,674           | 2,506          |
| ACC Levies                        | 2,704           | 2,217          |
| Audit Fee                         | 4,518           | 1,771          |
| Bad Debts                         | -               | 2,500          |
| Bank Fees & Charges               | 1,623           | 1,856          |
| Cleaning & Laundry                | 5,521           | 5,277          |
| Computer & Till Expenses          | 8,335           | 8,043          |
| Depreciation                      | 27,825          | 81,613         |
| Donations                         | 1,621           | -              |
| Election & Meeting Expenses       | 5,413           | 3,519          |
| Entertainment & Bands             | 4,545           | 11,092         |
| Entertainment Allowances          | 335             | 2,333          |
| President & Executive Allowances  | 5,320           | 4,638          |
| Staff & Committee Allowances      | 7,796           | 5,455          |
| Promotions & Loyalty Points       | 2,725           | 2,499          |
| General Expenses                  | 499             | 474            |
| Heating & Lighting                | 26,958          | 20,164         |
| Insurance & Rates                 | 4,017           | 3,833          |
| Legal Fees                        | 1,124           | 2,509          |
| Membership Cards                  | 468             | 371            |
| Loss on Disposal                  | -               | 1,628          |
| Printing & Stationery             | 5,876           | 5,260          |
| Rent                              | 118,463         | 107,151        |
| Repairs & Maintenance             | 5,552           | 4,303          |

The above Statement should be read in conjunction with the accompanying notes and Auditors' Report.

# CHRISTCHURCH WORKING MEN'S CLUB & MSA

## STATEMENT OF FINANCIAL PERFORMANCE

FOR THE YEAR ENDED 31 MARCH 2009 (continued)

|   | Note | 2009             | 2008             |
|---|------|------------------|------------------|
|   |      | \$               | \$               |
| Wages & Salaries                          |      | 59,268           | 48,583           |
| Service Contracts                         |      | 1,140            | 1,067            |
| Sky TV Rental                             |      | 7,777            | 7,525            |
| Staff Training                            |      | 654              | -                |
| TAB Expenses                              |      | 1,054            | 1,660            |
| Telephone & Tolls                         |      | 2,715            | 2,827            |
| Uniforms                                  |      | 208              | 53               |
| Write Downs - Bowling Club Equity         |      | 2,296            | 6,518            |
| <b>Total Expenses</b>                     |      | <b>348,440</b>   | <b>366,982</b>   |
| <b>Operating Loss for year</b>            |      | <b>393,851</b>   | <b>(256,819)</b> |
| Sections Disbanded                        | 5    | 3,704            | -                |
| Write down of Leasehold Improvements      | 3    | (333,680)        | -                |
| <b>Loss Carried Forward to Club Funds</b> |      | <b>(723,827)</b> | <b>(256,819)</b> |

The above Statement should be read in conjunction with the accompanying notes and Auditors' Report.

# CHRISTCHURCH WORKING MEN'S CLUB & MSA

## NOTES TO AND FORMING PART OF THE FINANCIAL STATEMENTS

FOR THE YEAR ENDED 31 MARCH 2009

---

### 1. ACCOUNTING POLICIES

The Club is registered under the Friendly Societies and Credit Unions Act 1982.

The financial statements are general purpose reports prepared in accordance with generally accepted accounting practice in New Zealand. The Accounts have been prepared on a going concern basis.

#### Measurement Base

The accounting principles recognised as appropriate for the measurement and reporting of earnings and the recording of the financial position on a historical cost basis have been followed.

#### Differential Reporting

The Club qualifies for Differential Reporting as it is not publicly accountable and it is not large as defined in the framework for Differential Reporting. The Club has taken advantage of all available differential reporting exemptions.

(a) **Accounts Receivable**

Accounts Receivable are stated at their estimated net realisable value.

(b) **Depreciation**

Depreciation is calculated using rates as stated in the Fixed Asset and Depreciation Schedule to expense the cost over the economic lives of the assets.

(c) **Fixed Assets**

Fixed Assets are stated at the lower of cost and net realisable value, after asset impairment has been considered on a class of asset basis.

(d) **Stock**

Stock is valued at the lower of cost and net realisable value on a first in, first out basis.

(e) **Goods and Services Tax (GST)**

The Financial Statements are prepared on a GST exclusive basis, with the exception of accounts receivable and accounts payable, which include GST where invoiced.

(f) **Taxation**

All of the Club's income is derived from members and passive income investments, therefore no taxation is payable by the Club.

(h) **Subscriptions**

Members subscriptions are paid annually in advance. Subscriptions are recorded as income in full when received except as stated in note # 6.

(i) **Loyalty Points Discounts**

A loyalty scheme exists where members are entitled to a 2.0% discount on bar sales. The full sale amount is recognised and the discount / points value is accrued to members to credit against future purchases. The members's rights to redeem their accrued points are at the discretion of the Executive Committee. The value of the points redeemed is included as Promotional & Loyalty Points expenses.

(j) **Gaming Income**

Gaming licensing laws restrict the use to which proceeds from the Club's Gaming operation can be applied to. As it is more likely than not that the Club is going to be the ultimate beneficiary or recipient of these "authorised Purpose Payments", Gaming revenue is recognised when earned and not when applied or distributed. The value of unapplied Gaming Proceeds at balance date is \$58,045 (2008: nil).

# CHRISTCHURCH WORKING MEN'S CLUB & MSA

## NOTES TO AND FORMING PART OF THE FINANCIAL STATEMENTS

FOR THE YEAR ENDED 31 MARCH 2009 (continued)

### CHANGES IN ACCOUNTING POLICIES

There have been no changes in accounting policies. All policies have been applied on bases consistent with those used in previous years.

| 2. Current Assets - Investments | 2009           | 2008           |
|---------------------------------|----------------|----------------|
|                                 | \$             | \$             |
| BNZ Term Deposit                | 500,000        | 900,000        |
|                                 | <u>500,000</u> | <u>900,000</u> |

The deposit is fixed at 3% for 30 days maturing 9 April 2009.

| 3. Fixed Assets                | 2009           | 2008           |
|--------------------------------|----------------|----------------|
|                                | \$             | \$             |
| <b>Property Improvements</b>   |                |                |
| Cost Price                     | 238,030        | 570,387        |
| Less: Accumulated depreciation | 105,064        | 86,803         |
|                                | <u>132,966</u> | <u>483,584</u> |
| <b>Plant &amp; Equipment</b>   |                |                |
| Cost Price                     | 58,869         | 92,245         |
| Less: Accumulated depreciation | 42,321         | 78,206         |
|                                | <u>16,548</u>  | <u>14,039</u>  |
| <b>Gaming Machines</b>         |                |                |
| Cost Price                     | 66,274         | 40,726         |
| Less: Accumulated depreciation | 22,583         | 35,964         |
|                                | <u>43,691</u>  | <u>4,762</u>   |
| <b>Total Fixed Assets</b>      | <u>193,205</u> | <u>502,385</u> |

#### Property Improvements

Given the nature of the hospitality industry, leasehold improvements have been independently assessed as at 31/03/2009 and a write down of \$333,680 was taken to the Statement of Financial Performance. The impairment assessment was undertaken by R L Williams, qualifications: (SPINZ), of Williams Valuations Ltd.

As per DIA guidelines, gaming machine software is expensed in the year of purchase.

| 4. Non-Current Assets - Investments      | 2009           | 2008           |
|--|----------------|----------------|
|  | \$             | \$             |
| Christchurch - Richmond MSA Bowling Club | 115,486        | 117,782        |
| McLeans Island Committee                 | 500            | 500            |
|  | <u>115,986</u> | <u>118,282</u> |

#### Christchurch - Richmond M.S.A Bowling Club

The Bowling Club is an independent section of this Club and the Richmond Working Men's Club. Its book value to this Club is 50% of the Bowling Club's Equity. Any changes in the book value of the Bowling Club is reported in the Statement of Financial Performance and represents 50% of the Bowling Club's current years surplus/(loss).

# CHRISTCHURCH WORKING MEN'S CLUB & MSA

## NOTES TO AND FORMING PART OF THE FINANCIAL STATEMENTS

FOR THE YEAR ENDED 31 MARCH 2009 (continued)

### McLean's Island Recreation Association

This investment represents an interest free loan may by the Club to The Canterbury Chartered Clubs Recreation Association based at McLeans Island, of which this Club is one of nine member clubs. It is unlikely that the loan will be repaid in the foreseeable future.

| <b>5. Non-Current Liabilities - Section Accounts</b> | <b>2009</b>  | <b>2008</b>   |
|--|--------------|---------------|
|  | <b>\$</b>    | <b>\$</b>     |
| Rifle Section  | 1,880        | 3,251         |
| Indoor Bowls   | 1,988        | 2,099         |
| Squash Section *                                     | -            | 1,541         |
| Cards Section  | 31           | 435           |
| Pool Section   | (398)        | (136)         |
| Netball Section                                      | -            | 307           |
| Table Tennis Section *                               | -            | 1,379         |
| Golf Sporting *                                      | -            | 1,188         |
| Outdoor Bowls Section                                | 250          | 250           |
| Cycling Section *                                    | -            | 477           |
|  | <u>3,751</u> | <u>10,792</u> |

\* These sections have been disbanded during the year.

| <b>6. Non-Current Liabilities - Provisions</b> | <b>2009</b>   | <b>2008</b>   |
|--|---------------|---------------|
|  | <b>\$</b>     | <b>\$</b>     |
| Subscriptions Received in Advance              | <u>21,000</u> | <u>21,000</u> |
|  | <u>21,000</u> | <u>21,000</u> |

These are member's individual deposits of \$300 and \$500. The interest foregone by the members is off set by subscriptions not being charged by the Club. Deposits are repayable on demand.

### **7. Contingent Liabilities**

The Club has entered into a contract to rent the premises at 818 Colombo Street, Christchurch for an annual rent of \$102,474.

### **8. Going Concern Assumption**

The Club's executive committee has prepared the financial statements on a going concern basis. In reaching this position consideration has been given to the financial resources of the Club. The committee is aware that significant improvements in operating performance is required if the Club is to be viable in the future.

WILSON  
WILSON  
& HENRY

# CHRISTCHURCH WORKING MEN'S CLUB & MSA

## FIXED ASSET AND DEPRECIATION SCHEDULE

FOR THE YEAR ENDED 31 MARCH 2009

|  | RATE   | COST           | OPENING        | ADDITIONS     | DATE of  | SALE     | PARTSALE | PROFIT           | DISPOSAL | COST     | CAPITAL   | DEPN          | ACCUM          | PRIVATE  | CLOSING        |
|--|--------|----------------|----------------|---------------|----------|----------|----------|------------------|----------|----------|-----------|---------------|----------------|----------|----------------|
|  | / TYPE | on HAND        | WDV            |               | ADDITION | PRICE    | PRICE    | (LOSS)           | DATE     |          | GAIN/LOSS |               | DEPN           | DEPN     | WDV            |
| <b>Property Improvements - At cost</b> |        |                |                |               |          |          |          |                  |          |          |           |               |                |          |                |
| 818 Columbo St                         | 12.00D | 208,505        | 462,022        | -             | 31/03/06 | -        | -        | (333,680)        |          | -        | -         | 15,401        | 95,564         | -        | 112,941        |
| Ventilation / Air Conditioning         | 15.60D | 21,712         | 16,422         | -             | 10/08/06 | -        | -        | -                |          | -        | -         | 2,562         | 7,852          | -        | 13,860         |
| Signage - 818 Colombo Street           | 12.00D | 3,975          | 3,162          | -             | 21/06/06 | -        | -        | -                |          | -        | -         | 379           | 1,192          | -        | 2,783          |
| Improvements                           | 12.00D | 3,838          | 1,978          | 1,824         | 29/02/08 | -        | -        | -                |          | -        | -         | 420           | 456            | -        | 3,382          |
|  |        | <u>238,030</u> | <u>483,584</u> | <u>1,824</u>  |          | <u>-</u> | <u>-</u> | <u>(333,680)</u> |          | <u>-</u> | <u>-</u>  | <u>18,762</u> | <u>105,064</u> | <u>-</u> | <u>132,966</u> |
| <b>Plant &amp; Equipment</b>           |        |                |                |               |          |          |          |                  |          |          |           |               |                |          |                |
| Pool Tables & Installation (2)         | 20.00P | 8,277          | 1,517          | -             | 31/03/04 | -        | -        | -                |          | -        | -         | 1,517         | 8,277          | -        | -              |
| Intel 3.0GH Computer                   | 48.00D | 2,360          | 885            | -             | 25/09/06 | -        | -        | -                |          | -        | -         | 425           | 1,900          | -        | 460            |
| 50" Plasma TV                          | 48.00D | 5,333          | 1,774          | -             | 12/07/06 | -        | -        | -                |          | -        | -         | 852           | 4,411          | -        | 922            |
| 21" Flatron CTV's (8)                  | 48.00D | 1,840          | 612            | -             | 12/07/06 | -        | -        | -                |          | -        | -         | 294           | 1,522          | -        | 318            |
| 32" LCD                                | 48.00D | 1,824          | 607            | -             | 12/07/06 | -        | -        | -                |          | -        | -         | 291           | 1,508          | -        | 316            |
| Harsper 50" Plasma TV's (2)            | 48.00D | 11,830         | 3,441          | -             | 31/05/06 | -        | -        | -                |          | -        | -         | 1,652         | 10,041         | -        | 1,789          |
| Stereo & Video Equipment               | 48.00D | 7,372          | 2,145          | -             | 31/05/06 | -        | -        | -                |          | -        | -         | 1,029         | 6,256          | -        | 1,116          |
| Benq 32" LCD Television                | 48.00D | 4,127          | 1,201          | -             | 31/05/06 | -        | -        | -                |          | -        | -         | 577           | 3,503          | -        | 624            |
| Panasonic Phone System                 | 36.00D | 4,334          | 1,857          | -             | 31/05/06 | -        | -        | -                |          | -        | -         | 669           | 3,146          | -        | 1,188          |
| Notice Board                           | 15.60D | 1,264          | -              | 1,264         | 31/05/08 | -        | -        | -                |          | -        | -         | 181           | 181            | -        | 1,083          |
| Security & Entry System                | 24.00D | 7,531          | -              | 7,531         | 30/08/08 | -        | -        | -                |          | -        | -         | 1,203         | 1,203          | -        | 6,328          |
| Camera (x2) & Monitor                  | 24.00D | 1,827          | -              | 1,827         | 15/09/08 | -        | -        | -                |          | -        | -         | 255           | 255            | -        | 1,572          |
| Intercom System                        | 25.00D | 950            | -              | 950           | 21/10/08 | -        | -        | -                |          | -        | -         | 118           | 118            | -        | 832            |
|  |        | <u>58,869</u>  | <u>14,039</u>  | <u>11,572</u> |          | <u>-</u> | <u>-</u> | <u>-</u>         |          | <u>-</u> | <u>-</u>  | <u>9,063</u>  | <u>42,321</u>  | <u>-</u> | <u>16,548</u>  |
| <b>Gaming Machines</b>                 |        |                |                |               |          |          |          |                  |          |          |           |               |                |          |                |
| Gaming Machines                        | 35.00D | -              | 4,762          | -             | 31/12/90 | -        | -        | (4,762)          | 31/03/09 | 40,726   | -         | -             | -              | -        | -              |
| Mk6 Xceed Gaming Machines x 17         | 48.00D | 34,221         | -              | 34,221        | 31/07/08 | -        | -        | -                |          | -        | -         | 12,331        | 12,331         | -        | 21,890         |
| Mk6 Xtreme Gaming Machine x1           | 48.00D | 16,383         | -              | 16,383        | 31/07/08 | -        | -        | -                |          | -        | -         | 5,903         | 5,903          | -        | 10,480         |
| Jackpot                                | 48.00D | 8,470          | -              | 8,470         | 31/07/08 | -        | -        | -                |          | -        | -         | 3,052         | 3,052          | -        | 5,418          |

ASHTON  
WHEELANS  
& HEGAN

# CHRISTCHURCH WORKING MEN'S CLUB & MSA

## FIXED ASSET AND DEPRECIATION SCHEDULE

FOR THE YEAR ENDED 31 MARCH 2009 (continued)

|                     | RATE   | COST           | OPENING        | ADDITIONS     | DATE of  | SALE     | PARTSALE | PROFIT           | DISPOSAL | COST          | CAPITAL   | DEPN          | ACCUM          | PRIVATE  | CLOSING        |
|---------------------|--------|----------------|----------------|---------------|----------|----------|----------|------------------|----------|---------------|-----------|---------------|----------------|----------|----------------|
|                     | / TYPE | on HAND        | WDV            |               | ADDITION | PRICE    | PRICE    | (LOSS)           | DATE     |               | GAIN/LOSS |               | DEPN           | DEPN     | WDV            |
| Gaming Stools x 18  | 24.00D | 7,200          | -              | 7,200         | 31/07/08 | -        | -        | -                |          | -             | -         | 1,297         | 1,297          | -        | 5,903          |
|                     |        | 66,274         | 4,762          | 66,274        |          | -        | -        | (4,762)          |          | 40,726        | -         | 22,583        | 22,583         | -        | 43,691         |
| <b>Total Assets</b> |        | <b>363,173</b> | <b>502,385</b> | <b>79,670</b> |          | <b>-</b> | <b>-</b> | <b>(338,442)</b> |          | <b>40,726</b> | <b>-</b>  | <b>50,408</b> | <b>169,968</b> | <b>-</b> | <b>193,205</b> |

## **AUDITOR'S REPORT**

To the Members of the **Christchurch Working Men's Club & MSA (Inc.)**

We have audited the Financial Statements on pages 2 to 12. The Financial Statements provide information about the past financial performance of the Club and its financial position as at 31 March 2009. This information is stated in accordance with the Accounting Policies set out on pages 8 and 9.

### **Executive Committee's Responsibilities**

The Executive Committee are responsible for the preparation of the Financial Statements which comply with generally accepted accounting practice in New Zealand and fairly present the financial position of the Club as at 31 March 2009 and its financial performance for the year ended on that date.

### **Auditor's Responsibilities**

It is our responsibility to express an independent opinion on the Financial Statements presented by the Executive Committee and report our opinion to you.

### **Basis of Opinion**

An Audit includes examining, on a test basis, evidence relevant to the amounts and disclosures in the Financial Statements. It also includes assessing:

- the significant estimates and judgments made by the Executive Committee in the preparation of the Financial Statements; and
- whether the Accounting Policies are appropriate to the Club's circumstances, consistently applied and adequately disclosed.

We conducted our Audit in accordance with New Zealand auditing standards. We planned and performed our Audit so as to obtain all the information and explanations which we considered necessary in order to provide us with sufficient evidence to give reasonable assurance that the Financial Statements are free from material misstatements, whether caused by fraud or error. In forming our opinion we also evaluated the overall adequacy of the presentation of information in the Financial Statements.

Ashton Wheelans & Hegan Limited have compiled the financial statements based on source documentation maintained by the Club. The Executive Committee has taken responsibility for the financial statements.

### **Fundamental Uncertainty**

In forming our unqualified opinion we have considered the adequacy of the disclosures made in the financial statements concerning the going concern assumption as stated in note 8 (page 10) of the financial statements.

The validity of the going concern assumption on which the financial statements are prepared is reliant on the Club Executive Committee taking immediate and direct action to redress the operational deficits that continue to occur.

In determining our position on the going concern assumption we have accepted that sufficient cash reserves currently exist to cover the next 12 months providing no significant detrimental expenditure occurs.

If the Club's financial resources deteriorate over the next 12 months to a state where the going concern assumption is no longer valid, then adjustments may need to occur to asset values over that stated in the Statement of Financial Position. In addition, the Club may incur additional expenditure that would need to be settled during that time.

The financial status of the Club is at a critical point and we urge the Executive Committee to respond to this situation for the best interests of the members and the club.

### **Unqualified Opinion**

In our opinion the financial statements on pages 2 to 12:

- comply with generally accepted accounting practice in New Zealand, and
- fairly present the financial position of the Christchurch Working Men's Club & M.S.A. (Inc.) as at 31 March 2009 and its financial performance for year ended on that date.

Our audit was completed on 19 June 2009 and our unqualified opinion is expressed as at that date.

  
**ASHTON WHEELANS & HEGAN**  
**CHRISTCHURCH**

## ***SECTION REPORTS 2009***

### ***INDOOR BOWLS***

This year the section has started with sixteen members, gaining five new players. Last year our ladies finished 3rd equal in the Canterbury Chartered Clubs Challenge Shield very good result for a small club. The men's team came 10<sup>th</sup> out of 13 clubs in the Bush-Kennedy trophy. The 2009 season is going well with some very good bowls being played. This year the Bush-Kennedy is being played at the Hornby Club so we are hoping for a better result. During the season we play home and away games with other clubs which are always enjoyable nights, so if you would like to play bowls and meet members of other clubs come and join a friendly section, you are always welcome.

Bill White, Secretary.

### ***CARDS***

Another year has passed for the section and overall it was very good having won the Riverside Shield and the Alby Chrichton Shield plus the section won the Inter-Club Shield played between nine other clubs. The shield has now been played for the last 107 years. We also won the shield in the centenary year of 2002. We were well represented by the six players from our club at the NZ Crib championship in the North Island, Marge Carpenter performed very well finishing in 2<sup>nd</sup> place overall. The Steinlager tournament played at Timaru was enjoyed by those players who played in it and they performed very well. The NZ Euchre championships are being played in Blenheim in August this year and we are expecting a strong performance from the players who are representing our club in this tournament. Looking forward to another good season.

R Knighton, Chairman.

### ***RIFLE***

The City Club rifle section had an excellent shooting season for 2008, winning the Christchurch Target Shooting Winter tournament. We lost only one match for the whole year. Our combined grade team also won the Target Shooting New Zealand inter-club postal match. A lot of shooters won championship shoots for their grades throughout the country and were picked for representative shoots for Christchurch, South Island and New Zealand. Best wishes to Adrian and Sarah as they represent New Zealand at the Oceania Grand Prix in Sydney later this year. We have continued to foster relationships with Christchurch Girls High School and Canterbury University by providing coaching to their students which enables us to maintain our membership numbers and introduce new members to the city Club.

Stephen Brown, Chairman.

## ***POOL SECTION***

Not a good year for the two men's teams who both missed out on the top four but thankfully for the section the ladies again performed very well finishing 3<sup>rd</sup>.

Congratulations to our Club Champions;

John Stewart – Men's Singles

Andrew Sherburd & Nik O'Neill – Men's Doubles

Sharlene Tahuhu – Ladies Singles

Tabitha Pou & Angela Dain – Ladies Doubles

**\*\*The standout effort for the year being the Men's Doubles winners.**

The 2009 season has kicked off and looks like a being a very successful year for the Club. The Ladies and Men's Blue team are top of their grades and the Men's Green team are a close third.

Thanks to Bruce Flyger and Tony Gasson. Brucey for acting as our Delegate again and Tony Gasson our Club Captain for running the tournaments etc.

Welcome to all of our new members and I look forward to reporting on the silverware won this year in next years report.

Andrew Sherburd  
Chairman

---