



10058877425

www.companies.govt.nz
Ph 0508-COMPANIES
0508-266-726

ANNUAL RETURN
UNITED FRIENDLY SOCIETIES DISPENSARY
& WORKING MEN'S CLUB
Friendly Societies and Credit Unions Act 1982

This Return is to be completed and sent within three months of the end of the financial year to the Registrar of Friendly Societies and Credit Unions, Private Bag 92061, Auckland Mail Centre.

The purpose of the Return is to obtain up-to-date information, and to present certain details in a consistent manner for all dispensaries/clubs registered under the Act, for ease of analysis. It is also used to compile overall statistics. Please complete all sections. This Return may be typed or neatly handwritten.

Organisation Number:

Name of Dispensary/Club:

Registered Office:

Postal Address:

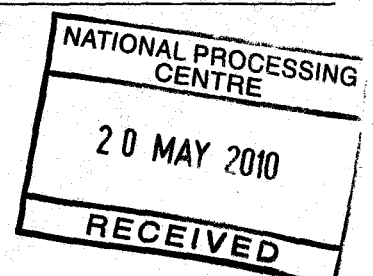
Financial Year Ended (DD/MM/YYYY):

NAMES AND ADDRESSES OF OFFICERS (as at the date of the Return; continue of separate sheet if necessary).

	Name	Residential Address
Committee of Management	JEREMY SMITH	STAFFORD ST BLACKBALL
	PAT BOWKETT	51 BRODIE ST BLACKBALL
	BARNEY DONALDSON	STAFFORD ST BLACKBALL
	RUDI GOAL	MAIN RD BLACKBALL
	SHAR RANSON	MOUNT ST EREYMOUTH
	RHONDA BOWKETT	51 BRODIE ST BLACKBALL
	JIM RANSON	5TH TOWN BELT BLACKBALL
	Trustees	BARNEY DONALDSON
TOM DONNELLY		13 HARE ST BLACKBALL
ANN CHRISTIE		STAFFORD ST BLACKBALL
Secretary	PAT BOWKETT	51 BRODIE ST BLACKBALL
Treasurer	" "	" " " "

MEMBERSHIP

Total number of members at beginning of year	<input type="text" value="211"/>
Number who joined during year	<input type="text" value="8"/>
Number who left during year	<input type="text" value="7"/>
Total number of members at end of year	<input type="text" value="212"/>



STATEMENT OF FINANCIAL POSITION

("BALANCE SHEET")

ASSETS

(Whole dollars only)
\$

Land and buildings	153 893
Term deposits & cash investments	45 926
Bank accounts & cash on hand	12 745
Furniture, fittings & other fixed assets	11 558
Stock / Inventories	4 574
Sundry debtors / Accounts receivable	212
Other assets (specify significant items)	
<div style="border: 1px solid black; height: 15px; width: 100%;"></div>	<div style="border: 1px solid black; height: 15px; width: 100%;"></div>
<div style="border: 1px solid black; height: 15px; width: 100%;"></div>	<div style="border: 1px solid black; height: 15px; width: 100%;"></div>
<div style="border: 1px solid black; height: 15px; width: 100%;"></div>	<div style="border: 1px solid black; height: 15px; width: 100%;"></div>

Total Assets \$ 228 908 (A)

7 LIABILITIES & MEMBERS EQUITY

Capital / Accumulated funds	223 981
PAYE/GST/Tax payable	600
Sundry creditors / Accounts payable	4 327
Bank loans / Overdraft	
Other liabilities (if any - specify significant items)	
<div style="border: 1px solid black; height: 15px; width: 100%;"></div>	<div style="border: 1px solid black; height: 15px; width: 100%;"></div>
<div style="border: 1px solid black; height: 15px; width: 100%;"></div>	<div style="border: 1px solid black; height: 15px; width: 100%;"></div>
<div style="border: 1px solid black; height: 15px; width: 100%;"></div>	<div style="border: 1px solid black; height: 15px; width: 100%;"></div>


Total Liabilities & Equity \$ 228 908 (B)

NOTE: TOTALS (A) & (B) MUST BE IDENTICAL

We hereby certify that this Return is in accordance with the audited financial statements of the dispensary/club.

A copy of the annual financial statements and auditor's report are enclosed.

Fee enclosed \$ 200.....



Secretary



Treasurer

17.05.10

Date

GUIDANCE NOTES FOR COMPLETING AN ANNUAL RETURN FOR A UFS DISPENSARY OR WORKING MEN'S CLUB

Two annual return forms are enclosed. These forms are used for both United Friendly Societies Dispensaries and Working Men's Clubs, registered under Part II of the Friendly Societies and Credit Unions Act 1982 ("the Act").

Please do not file the annual return without a copy of your financial statements, including auditor's report, as required by section 70 of the Act.

Section 70 of the Act requires you to file one copy of the annual return, duly completed, together with a copy of your audited financial statements, **within three months** of the end of the financial year of your dispensary/club.

Please send the documents to the:

Registrar of Friendly Societies and
Credit Unions
Private Bag 92061
Auckland Mail Centre
AUCKLAND

The annual return form has been amended slightly from May 2005. Old forms must not be used. The current forms have 5/05 at the end.

The basic fee for filing an annual return for a dispensary or working men's club under section 70 of the Act is \$200.00. Where an annual return is filed more than 3 months after the close of the financial year of a dispensary/club, an additional fee of \$20.00 is payable, for each **complete** month in excess of 3 months. These fees are inclusive of GST. Please make the cheque payable to the "Registrar of Friendly Societies and Credit Unions".

To illustrate the application of the "late" fee, consider a dispensary/club with a balance date of 31 March 2005, filing its annual return on 25 September 2005. In this case the "late" fee would be \$40.00 (i.e. \$20.00 for 2 complete months late, July and August).

The "annual return" fee now covers the cost of most of the regular tasks undertaken by the Registrar (examining annual returns, financial statements and reports, examining amendments to registered rules, registering changes of trustees, changes of registered office, changes of names of organisations, follow-up of delinquent organisations etc), as well as special investigations, prosecutions, and maintenance of the public register.

NOTES:

(1) The use of correction fluid and / or correction tape is not permitted on the annual return form. Errors should be corrected by neatly deleting the incorrect details and entering the correct details with the correction(s) being initialled by an authorised officer.

(2) A change of trustees, change of name and amendments to registered rules should be notified using the relevant form(s). Please contact 0508 COMPANIES (0508 266 726) for further assistance.



19 Herbert Street, P.O. Box 50, Greymouth, NZ
Telephone (03) 768 4109, Fax (03) 768 5991
Email greymouth@falveyreeve.co.nz
1st Floor, 5 Weld Street, P.O. Box 32, Hokitika, NZ
Telephone (03) 755 5109, Fax (03) 755 5107
Email hokitika@falveyreeve.co.nz

**AUDITORS REPORT
TO THE MEMBERS OF THE BLACKBALL WORKINGMEN'S CLUB AND MSA**

We have audited the financial report on pages one to seven. The financial report provides information about the past financial performance of the Blackball Workingmen's Club and MSA and its financial position for the year ended 31 December 2009. This information is stated in accordance with the accounting policies set out on page one.

Executive Committee's Responsibilities

The Executive Committee is responsible for the preparation of financial report which fairly reflects the financial position of the club for the year ended 31 December 2009 and the results of operations for the year ended on that date.

Auditors Responsibilities

It is our responsibility to express to you an independent opinion on the financial report presented by the Executive Committee.

Basis of Opinion

An audit includes examining, on a test basis, evidence relevant to the amounts and disclosures in the financial report. It also includes assessing:

- The significant estimates and judgements made by the Executive Committee in the preparation of the financial report; and
- Whether the accounting policies are appropriate to the Club's circumstances, consistently applied and adequately disclosed.

We conducted our audit in accordance with New Zealand Auditing Standards except that our work was limited as explained below. We planned and performed our audit so as to obtain all the information and explanations which we considered necessary in order to provide us with sufficient evidence to obtain reasonable assurance that the financial report is free from material misstatements, whether caused by fraud or error. In forming our opinion we also evaluated the overall adequacy of the presentation of information in the financial report.

Other than in our capacity as auditor we have no relationship with or interests in the Club.

Qualified Opinion

In common with other organisations of a similar nature, control over income prior to its being recorded is limited until it is banked. There are no practical audit procedures to economically verify this income. In this respect alone we have not obtained all the information and explanations we required. Accordingly we have relied on the assurance of the committee that all income to which the organisation is entitled is included in the financial statements. Equally control over payments is limited to your organisations control and approval of payments.

In our opinion, except for any adjustments that might have been found necessary had we been able to obtain sufficient evidence concerning the above-mentioned limitation, the financial statements of Blackball Workingmens Club Inc.

- comply with generally accepted accounting practice in New Zealand; and
- fairly reflect the
 - financial position as at 31 December 2009, and
 - results of its operations for the year ended on that date.

Our audit was completed on 7 May 2010 and our qualified opinion is expressed as at that date.

FALVEY REEVE
Chartered Accountants
Greymouth
7 May 2010

BLACKBALL WORKINGMENS CLUB
Table of Contents
For the Year ended 31 December 2009

Contents	Page
Notes to the 2009 Financial Statements	1
Statement of Trading Account	2
Statement of Financial Performance	3
Statement of Movements in Equity	4
Statement of Financial Position	5
Statement of Non Current Assets and Depreciation	6-7

BLACKBALL WORKINGMEN'S CLUB

Notes to the Financial Statements For the Year ended 31 December 2009

The Blackball Workingmens' Club is a friendly society incorporated under the Friendly Societies Act 1982.

The Financial Statements have been prepared on the historical cost basis with the exception of assets that have been revalued.

Reliance is based as the club is a going concern. Accrual accounting is used to match financial expenses and revenue.

Land and Buildings have been revalued so that they are recorded at the amount of latest Government Valuation in September 2006, with no depreciation having been allowed for.

Other Non Current Assets, owned by the club at 31 December 1999 are recorded at their December 1999 valuation less accumulated depreciation. Non Current Assets acquired subsequent to this date are recorded at cost less accumulated depreciation. The Statement of Non Current Assets and Depreciation discloses the methods and rates of depreciation used.

Stocks are valued at cost.

There have been no changes in accounting policies other than the revaluation of non current assets, other policies have been applied on a basis consistent with those used in the prior year.


NOTE: This Statement is to be read in conjunction with the Notes to the Financial Statements.

BLACKBALL WORKINGMEN'S CLUB

Statement of Trading Account For the Year ended 31 December 2009

	2009 \$	2008 \$
Income		
Sales	71,758	103,292
Less Expenses:		
Opening Stock	5,393	4,610
Purchases	36,431	50,905
Closing Stock	(4,574)	(5,393)
	<u>37,250</u>	<u>50,122</u>
Gross Profit For Year	<u>34,508</u>	<u>53,170</u>

NOTE: This Statement is to be read in conjunction with the Notes to the Financial Statements.


FALVEY REEVE
Chartered Accountants
Greymouth & Hokitika

BLACKBALL WORKINGMEN'S CLUB

Statement of Financial Performance For the Year ended 31 December 2009

	2009 \$	2008 \$
Gross Profit - Bar Sales	34,508	53,170
Other Income		
Donations	80	600
Interest Received	74	377
Interest - ASB Investments	2,729	3,414
Pool Table	107	186
Subscriptions Received	<u>5,174</u>	<u>3,820</u>
	<u>8,164</u>	<u>8,397</u>
	42,672	61,567
Less		
Accident Compensation Levy	316	299
Accountancy Fees	1,467	1,733
Advertising	279	203
ANZAC Day Expenses	32	80
Audit Fees	818	350
Bank Charges	156	162
Darts & Sports	184	713
Fees, Dues & Licences	-	178
General Expenses	206	-
Honorarium	935	1,020
Insurance	2,854	2,828
Licences & Registrations	1,878	1,223
Light Power & Heating	4,266	4,874
Membership Cards	204	204
Eftpos Expenses	138	138
Printing, Stamps & Stationery	251	185
Rates	1,840	1,917
Repairs & Maintenance	2,173	10,956
Social Expenses	-	710
Staff Training	97	-
Subscriptions	-	31
Telephone, Tolls & Internet	726	783
Wages & Salaries	32,660	30,524
Depreciation as per Schedule	<u>1,998</u>	<u>2,518</u>
	<u>53,478</u>	<u>61,629</u>
Net (Deficit) Transferred to Accumulated Funds	<u>(10,806)</u>	<u>(62)</u>


NOTE: This Statement is to be read in conjunction with the Notes to the Financial Statements.

BLACKBALL WORKINGMEN'S CLUB

Statement of Movements in Equity For the Year ended 31 December 2009

	2009 \$	2008 \$
Equity at Start of Period	232,787	232,849
Net (Deficit) After Tax	(10,806)	(62)
Equity at End of Period	<u>221,981</u>	<u>232,787</u>

NOTE: This Statement is to be read in conjunction with the Notes to the Financial Statements.


FALVEY REEVE
Chartered Accountants
Greymouth & Hokitika

BLACKBALL WORKINGMEN'S CLUB

Statement of Financial Position As at 31 December 2009

	2009 \$	2008 \$
Current Assets		
Bank - No 1 Account	4,876	13,974
Bank - Accelerator Account	3,851	8,156
Cash on Hand	4,018	2,639
Accounts Receivable	212	117
Stock on Hand	<u>4,574</u>	<u>5,393</u>
	17,531	30,279
Investments		
ASB Bank # 73	29,112	27,136
ASB Bank # 79	12,814	12,060
Pike River Coal Shares	<u>4,000</u>	<u>4,000</u>
	45,926	43,196
Non Current Assets		
Land & Buildings	153,893	150,000
Furniture & Fittings	1,068	1,256
Bar Fittings	4,569	5,434
Office Equipment	1,089	1,593
Central Heating	4,496	4,862
Cooking Equipment	161	197
Refrigeration	<u>175</u>	<u>214</u>
	165,451	163,556
	<u>228,908</u>	<u>237,031</u>
Current Liabilities		
GST	600	1,487
Accounts Payable	4,327	2,757
Bike Race Sponsorship	<u>2,000</u>	<u>-</u>
	6,927	4,244
Accumulated Funds		
Asset Revaluation Reserve	152,135	152,135
Accumulated Funds	<u>69,846</u>	<u>80,652</u>
	<u>221,981</u>	<u>232,787</u>
	<u>228,908</u>	<u>237,031</u>

J. Smail President.

B. Smith Sec/MANAGER

NOTE: This Statement is to be read in conjunction with the Notes to the Financial Statements.

BLACKBALL WORKINGMEN'S CLUB

Statement of Non Current Assets and Depreciation For the Year ended 31 December 2009

Asset	Purchase Date	Cost Price	Book Value 01/01/2009	Additions Disposals	--- Depreciation --- Mth Rate	\$	Accum Deprec 31/12/2009	Book Value 31/12/2009
LAND & BUILDINGS								
Land & Buildings	Dec 1999	97,000	97,000		12 0.0% CP	0	0	97,000
Sewerage Connection	Oct 2009			3,893	3 0.0% DV	0	0	3,893
Revaluation	Dec 2004	5,000	5,000		12 0.0% DV	0	0	5,000
Revaluation	Sep 2006	48,000	48,000		12 0.0% DV	0	0	48,000
		<u>150,000</u>	<u>150,000</u>	<u>3,893</u>				<u>153,893</u>
FURNITURE & FITTINGS								
Drapes & Blinds	Dec 1999	1,200	275		12 15.0% DV	41	966	234
25 Bar Stools @ \$25	Dec 1999	500	114		12 15.0% DV	17	403	97
3 Leaners @ \$30	Dec 1999	90	21		12 15.0% DV	3	72	18
1 Round Bar Table	Dec 1999	50	12		12 15.0% DV	2	40	10
6 Tables @ \$20	Dec 1999	120	26		12 15.0% DV	4	98	22
50 Chairs @ \$2	Dec 1999	100	22		12 15.0% DV	3	81	19
12 Trestles @ \$20	Dec 1999	240	55		12 15.0% DV	8	193	47
2 Ceiling Fans	Dec 1999	500	114		12 15.0% DV	17	403	97
2 Hand Driers	Dec 1999	500	114		12 15.0% DV	17	403	97
Vacuum Cleaner	Dec 1999	400	92		12 15.0% DV	14	322	78
Plastic Chairs (35)	Jun 2001	525	153		12 15.0% DV	23	395	130
Vinyl Kitchen	Dec 2001	813	268		12 15.0% DV	39	594	219
		<u>5,038</u>	<u>1,256</u>			<u>188</u>	<u>3,970</u>	<u>1,068</u>
BAR FITTINGS								
Bar Carpet, vinyls etc	Dec 1999	4,600	1,052		12 15.0% DV	158	3,706	894
Safe	Dec 1999	500	114		12 15.0% DV	17	403	97
Alarm	Dec 1999	1,000	229		12 15.0% DV	34	805	195
Emergency Lighting	Dec 1999	1,000	229		12 15.0% DV	34	805	195
Cellar Plant	Dec 1999	5,000	1,143		12 15.0% DV	171	4,028	972
Bottle Cooler	Dec 1999	2,000	457		12 15.0% DV	69	1,812	388
Glass Washer	Dec 1999	1,000	229		12 15.0% DV	34	805	195
Pool Table	Dec 1999	1,000	229		12 15.0% DV	34	805	195
Gas Heater	Dec 1999	500	114		12 15.0% DV	17	403	97
Television	Dec 1999	800	182		12 15.0% DV	27	645	155
Piano	Dec 1999	1,000	229		12 15.0% DV	34	805	195
Blower Unit	Jul 2007	1,681	1,227		12 19.2% DV	236	690	991
		<u>20,081</u>	<u>5,434</u>			<u>865</u>	<u>15,512</u>	<u>4,569</u>
OFFICE EQUIPMENT								
Phone - Bar	Dec 1999	200	33		12 18.0% DV	6	173	27
Calculator	Dec 1999	50	8		12 18.0% DV	1	43	7
Adding Machine	Dec 1999	230	39		12 18.0% DV	7	198	32
Filing Cabinet	Dec 1999	200	33		12 18.0% DV	6	173	27
Photocopier	Dec 1999	1,800	297		12 18.0% DV	53	1,556	244
Sharp Fax Machine	Feb 2002	266	67		12 18.0% DV	12	211	55
Cash Register	Jul 2003	2,350	265		12 33.0% DV	87	2,172	178
EFTPOS Machine	Dec 2007	1,442	851		12 39.0% DV	332	923	519
		<u>6,538</u>	<u>1,593</u>			<u>504</u>	<u>5,449</u>	<u>1,089</u>
CENTRAL HEATING								
Radiators	Dec 1999	3,000	1,477		12 7.5% DV	111	1,834	1,366
Bosky Boiler	Dec 1999	4,000	1,970		12 7.5% DV	148	2,178	1,822
Pump	Dec 1999	500	247		12 7.5% DV	19	272	228
Flue	Dec 1999	2,000	985		12 7.5% DV	74	1,089	911
Cylinder	Jul 2001	329	183		12 7.5% DV	14	160	169
		<u>9,829</u>	<u>4,862</u>			<u>366</u>	<u>5,333</u>	<u>4,496</u>

NOTE: This Statement is to be read in conjunction with the Notes to the Financial Statements.

BLACKBALL WORKINGMEN'S CLUB

Statement of Non Current Assets and Depreciation For the Year ended 31 December 2009

Asset	Purchase Date	Cost Price	Book Value 01/01/2009	Additions Disposals	--- Depreciation --- Mth Rate	\$	Accum Deprec 31/12/2009	Book Value 31/12/2009
COOKING EQUIPMENT								
Microwave	Dec 1999	300	49		12 18.0% DV	9	260	40
Pie Warmer	Dec 1999	400	66		12 18.0% DV	12	346	54
Electric Range	Dec 1999	500	82		12 18.0% DV	15	433	67
		<u>1,200</u>	<u>197</u>			<u>36</u>	<u>1,039</u>	<u>161</u>
REFRIGERATION								
Freezer	Dec 1999	274	44		12 18.0% DV	8	238	36
Ice Maker	Dec 1999	660	109		12 18.0% DV	20	571	89
Refrigerators (2)	Dec 1999	375	61		12 18.0% DV	11	325	50
		<u>1,309</u>	<u>214</u>			<u>39</u>	<u>1,134</u>	<u>175</u>
TOTAL		<u>193,995</u>	<u>163,556</u>	<u>3,893</u>		<u>1,998</u>	<u>32,437</u>	<u>165,451</u>

NOTE: This Statement is to be read in conjunction with the Notes to the Financial Statements.